







**ILumeStar™ Off-Road LED Lighting
Catalog**


ILumeStar™ Off-Road LED Lighting

LED LIGHT BARS

ITEM No.	PICTURE	POWER	EPISTAR(pcs)	CREE(pcs)	LENGTH	DESCRIPTION	PCS/CTN
ILX-LBD01	2D 	36 W			7"	3W each LED , Operating Volt:10-30V DC Color temperature:6000K, Waterproof rate:IP67 Beam:flood Beam/spot Beam/combined Beam optional Operation temperature -40°C~60°C Material:diecast aluminum housing Mounting Bracket: Aluminum bracket LENS:Toughened glass, Housing color:Black	6
		72 W			13.5"		6
		120 W			22"		6
		180 W			33"		4
		240 W			41"		4
		288W			50"		4
		300W			52"		4
ILX-LBD03	4D  	18W			4"	3W each LED Operating Volt:10-30V DC Color temperature:6000K Beam:flood Beam/spot Beam/combined Beam optional Operation temperature -40°C~60°C Waterproof rate:IP67 Material:diecast aluminum housing Mounting Bracket:Aluminum bracket LENS:Toughened glass Housing color:Black	20
		36W			7"		6
		54W			9"		6
		72W			13.5"		6
		90W			15"		4
		108W			17"		4
		126W			20"		6
		180W			33"		6
		234W			36"		4
288W			50"	4			
ILX-LBD02	4D 	36 W			7"	3W each LED, Operating Volt:10-30V DC, Color temperature:6000K Beam:flood Beam/spot Beam/combined Beam optional Operation temperature -40°C~60°C, Waterproof rate:IP67 Material:diecast aluminum housing Mounting Bracket: Aluminum bracket LENS:Toughened glass, Housing color:Black	6
		72 W			13.5"		6
		120W			22"		6
		180 W			33"		4
		240W			41"		4
		300W			52"		4
ILX-LBS02	 	18w			5.5"	3w CREE LEDs Operating Volt: 9-32V DC Color Temperature: 6500K Operation temperature: -40°C~85°C Waterproof rate: IP68 Beam:Spot Beam/flood Beam Mounting Bracket: Stainless steel bracket	20
		36w			10.2"		10
		54w			15"		8
		72w			19.7"		8
		90w			24.4"		8
		108w			29.1"		6
		126w			33.8"		6
144w			38.6"	6			

ILX-LBC01		120 W		22"	3W each LED, Operating Volt:9-32V DC Color temperature:6000K Waterproof rate:IP68, Beam:flood Beam/spot Beam/combined Beam optional Operation temperature -40°C~60°C, Material:diecast aluminum housing, Mounting Bracket:Aluminum bracket	6
		180W		33"		4
		240 W		41"		4
		300W		50"		4
ILX-LBS01	 CREE	30W		5"	10w high intensity CREE LEDs Operating Volt: 9-32V DC Color Temperature: 6500K Operation temperature: -40°C~85°C Waterproof rate: IP68 Beam:Spot Beam/flood Beam Mounting Bracket: Stainless steel bracket	6
		60W		9"		6
		90W		13.5"		6
		120W		16"		6
		180W		26"		6
		270W		38"		4
		330W		46"		4
		360W		50"		4
ILX-LBS03	 CRE	20 W		5.5"	10w high intensity CREE LEDs Operating Volt: 9-32V DC Color Temperature: 6500K Operation temperature: -40°C~85°C Waterproof rate: IP68 Beam:Spot Beam/flood Beam Mounting Bracket: Stainless steel bracket	12
		40 W		9.5"		6
		80 W		17.5"		6
		120 W		32.5"		6
		200 W		41.5"		4
		240 W		50"		4
ILX-LBD02 D		36 W		7"	3W each LED, Double Color (Yellow and white). Operating Volt:10-30V DC, Color temperature:6000K Beam:flood Beam/spot Beam/combined Beam optional Operation temperature -40°C~60°C, Waterproof rate:IP67 Material:diecast aluminum housing Mounting Bracket:Aluminum bracket LENS:Toughened glass, Housing color:Black	6
		72 W		13.5"		6
		120W		22"		6
		180 W		33"		4
		240W		41"		4
		300W		52"		4

LED Work Lights

ITEM No.	PICTURE	Power	PRICE(pcs)	LENGTH	DESCRIPTION	PCS/CTN
ILZX0315		15W		4"	<ul style="list-style-type: none"> . LED Power: 15W . Operating Voltage: 10-30V DC . Waterproof rate: IP 67 . 5pcs*3w high intensity Epsitar LEDs . lumen:975lm . Optional Color: Black,White . Color Temperature: 6500K . Material:Diecast aluminum housing . Lens material:PMMA . Optional Beam: 60 / 30 degree . 30000 hours . Size: 128mm*110mm*55mm 	20





ILX0318		18W		4"	<ul style="list-style-type: none"> . LED Power: 18W . Operating Voltage: 10-30V DC . Waterproof rate: IP 67 . 6pcs*3w high intensity Epsitar LEDs . lumen: 1170lm . Optional Color: Black,White . Color Temperature: 6500K . Material:Diecast aluminum housing . Lens material:PMMA . Optional Beam: 60 / 30 degree . 30000 hours above life time . Size: 128mm*110mm*55mm 	20
ILX0327		27W		4"	<ul style="list-style-type: none"> . LED Power: 27W . Operating Voltage: 10-30V DC . Waterproof rate: IP 67 . 9pcs*3w high intensity Epsitar LEDs . lumen:1755lm . Optional Color: Black,White . Color Temperature: 6500K . Material:Diecast aluminum housing . Lens material:PMMA . Optional Beam: 60 / 30 degree . 30000 hours . Size: 128mm*110mm*55mm 	20
ILX0342		42W		4"	<ul style="list-style-type: none"> . LED Power: 42W . Operating Voltage: 10-30V DC . Waterproof rate: IP 67 . 14pcs*3w high intensity Epsitar LEDs . lumen: 2730lm . Optional Color: Black . Color Temperature: 6500K . Material:Diecast aluminum housing . Lens material:PMMA . Optional Beam: 60 / 30 degree . 30000 hours . Size: 128mm*110mm*55mm 	20
ILX0348		48W		4"	<ul style="list-style-type: none"> . LED Power: 48W . Operating Voltage: 10-30V DC . Waterproof rate: IP 67 . 16pcs*3w high intensity Epsitar LEDs . lumen: 3120lm . Optional Color: Black,White . Color Temperature: 6500K . Material:Diecast aluminum housing . Lens material:PMMA . Optional Beam: 60 / 30 degree . 30000 hours . Size: 128mm*110mm*55mm 	20



ILX1040		40W		4"	<p>LED Power: 40W . Operating Voltage: 10-30V DC . Waterproof rate: IP 67 . 4pcs*10w high intensity CREE LEDs . Lumen: 2800lm . Optional Color: Black, . Color Temperature: 6000K . Material:Diecast aluminum housing . Lens material:PC . Mounting Bracket: Stainless Steel . Optional Beam: 25 / 40 degree . 50000 hours . Size: 110mm*110mm*72mm /4inch</p>	20
ILXF003		24W		4"	<p>Wattage: 24W (8PCS*3W) Bulb style: crystal chip Voltage: 9-32V DC Lumen: 1560lm Color Temperature: 6500K Working environment: -40°C~85°C IP: IP68 Long distance: Spot:500*20M/Flood:70*30M Size: 194*106*52MM Fastening way: Stainless steel bracket</p>	20
ILXF004		36W		5"	<p>Wattage: 36W (12PCS*3W) Bulb style: crystal chip Voltage: 9-32V DC Lumen: 2340lm Color Temperature: 6500K Working environment: -40°C~85°C IP: IP68 Long distance: Spot:600*20M/Flood:150*30M Size: 198*126*55MM Fastening way: Stainless steel bracket</p>	20
ILXF30		30W		2"	<p>Wattage: 30W (3PCS*10W) Bulb style: Super power Cree LED Voltage: 9-32V DC Lumen: 2700lm Color Temperature: 6500K Working environment: -40°C~85°C IP: IP68 Long distance: 700*15M Size: 80*110*80MM Fastening way: Stainless steel bracket Heat Conduction Way: New liquid thermal structure design. Improved thermal effect ,High efficiency Reflective Design: Optical structure of lamp improved beam distance</p>	20

ILXT0336		36W		4"	<ul style="list-style-type: none"> . LED Power: 36W . Operating Voltage: 10-30V DC . Waterproof rate: IP 67 . 12pcs*3w high intensity Epsitar LEDs . Lumen: 2340lm . Optional Color: Black . Color Temperature: 6500K . Material:Diecast aluminum housing . Lens material:PMMA . Optional Beam: 60 / 30 degree . 30000 hours . Size: 128mm*110mm*55mm 	12
ILXT0327		27W		6"	<ul style="list-style-type: none"> . LED Power: 27W . Operating Voltage: 10-30V DC . Waterproof rate: IP 68 . 9pcs*3w high intensity CREE LEDs . lumen: 1890lm . Optional Color: Black,White . Color Temperature: 6500K . Lens material:PMMA . Mounting Bracket: Stainless Steel . Optional Beam: 60 / 15 degree . 50000 hours . Size: 147mm*150mm*73mm/6inch 	12
ILXS1040		40W		4"	<ul style="list-style-type: none"> LED Power: 40W . Operating Voltage: 10-30V DC . Waterproof rate: IP 68 . 4pcs*10w high intensity CREE LEDs . lumen: 2800lm . Optional Color: Black, . Color Temperature: 6000K . Material:Diecast aluminum housing . Lens material:PC . Mounting Bracket: Stainless Steel . Optional Beam: 25 / 40 degree . 50000 hours . Size: 110mm*110mm*72mm /4inch 	12
ILXA0348		48W		4"	<ul style="list-style-type: none"> . LED Power: 48W . Operating Voltage: 10-30V DC . Waterproof rate: IP 68 . 16pcs*3w high intensity CREE LEDs . lumen:3360lm . Optional Color: Black . Color Temperature:6500K . Material:Diecast aluminum housing . Lens material:Toughened glass . Mounting Bracket: Stainless Steel . Optional Beam: flood beam/spot beam . 50000 hours . Size: 110mm*110mm*72mm 	12



ILXL0315		15W		4"	<ul style="list-style-type: none"> . LED Power: 15W . Operating Voltage: 10-30V DC . Waterproof rate: IP 68 . 5pcs*3w high intensity Epsitar LEDs . Lumen: 975lm . Optional Color: Black,White . Color Temperature: 6500K . Material:Diecast aluminum housing . Lens material:PMMA . Mounting Bracket: Stainless Steel . Optional Beam: 60 / 30 degree . 30000 hours 	30
ILXL0318		18W		6"	<ul style="list-style-type: none"> . LED Power: 18W . Operating Voltage: 10-30V DC . Waterproof rate: IP 68 . 5pcs*3w high intensity Epsitar LEDs . Lumen: 975lm . Optional Color: Black,White . Color Temperature: 6500K . Material:Diecast aluminum housing . Lens material:PMMA . Mounting Bracket: Stainless Steel . Optional Beam: 60 / 30 degree . 30000 hours . Size: 145mm*48mm*78mm/6inch 	20
ILXR0318		18W		4"	<ul style="list-style-type: none"> . LED Power: 18W . Operating Voltage: 10-30V DC . Waterproof rate: IP 67 . 6pcs*3w high intensity Epsitar LEDs . lumen: 1170lm . Optional Color: Black,White . Color Temperature: 6500K . Material:Diecast aluminum housing . Lens material:PMMA . Mounting Bracket: Stainless Steel . Optional Beam: 60 / 30 degree . 30000 hours . Size: 145mm*48mm*78mm/6inch 	20
ILXR1020		20W		4"	<ul style="list-style-type: none"> . LED Power: 20W . Operating Voltage: 10-60V DC . Waterproof rate: IP 67 . 2pcs*10w high intensity CREE LEDs . Lumen: 1400lm . Optional Color: Black,White . Color Temperature: 6500K . Material:Diecast aluminum housing . Lens material:PC . Mounting Bracket: Stainless Steel . Optional Beam: flood beam/spot beam . 50000 hours 	20





ILXS10		10W		2"	<ul style="list-style-type: none"> . LED Power: 10W . Operating Voltage: 10-60V DC . Waterproof rate: IP 67 . 1pcs*10w high intensity CREE LEDs . lumen:700lm . Optional Color: Black,White . Color Temperature: 6500K . Material:Diecast aluminum housing . Lens material:PC . Mounting Bracket: Stainless Steel . Optional Beam: flood beam/spot beam . 50000 hours 	20
ILXS0312		12W		3"	<ul style="list-style-type: none"> . LED Power: 12W . Operating Voltage: 10-30V DC . Waterproof rate: IP 67 . 4pcs*3w high intensity CREE LEDs . lumen: 840lm . Optional Color: Black/white/ . Color Temperature: 6500K . Material:Diecast aluminum housing . Lens material:PMMA . Mounting Bracket: Stainless Steel . 50000 hours . Size: 80mm*75mm*82mm /3inch 	20
ILXS0318		18W		3"	<ul style="list-style-type: none"> . LED Power: 18W . Operating Voltage: 10-30V DC . Waterproof rate: IP 67 . 4pcs*3w high intensity CREE LEDs . lumen: 840lm . Optional Color: Black/white/ . Color Temperature: 6500K . Material:Diecast aluminum housing . Lens material:PMMA . Mounting Bracket: Stainless Steel . 50000 hours . Size: 80mm*75mm*82mm /3inch 	20
ILXBS0318		18W		3"	<ul style="list-style-type: none"> . LED Power: 18W . Operating Voltage: 10-30V DC . Waterproof rate: IP 67 . 6pcs*3w high intensity CREE LEDs . lumen: 1170lm . Optional Color: Black . Color Temperature: 6500K . Material:Diecast aluminum housing . Lens material:PMMA . Mounting Bracket: Stainless Steel . 50000 hours . Size: 80mm*75mm*82mm /3inch 	20



ILXBS0312		12W		3"	<ul style="list-style-type: none"> . LED Power: 12W . Operating Voltage: 10-30V DC . Waterproof rate: IP 67 . 4pcs*3w high intensity CREE LEDs . Lumen: 840lm . Optional Color: Black/white . Color Temperature: 6500K . Material: Diecast aluminum housing . Lens material: PMMA . Mounting Bracket: Stainless Steel . 50000 hours . Size: 80mm*75mm*82mm /3inch 	20
ILXR1060		60W		6"	<ul style="list-style-type: none"> . LED Power: 60W . Operating Voltage: 10-60V DC . Waterproof rate: IP 67 . 6pcs*10w high intensity CREE LEDs . Lumen: 4200lm . Optional Color: Black,White . Color Temperature: 6500K . Material: Diecast aluminum housing . Lens material: PC . Mounting Bracket: Stainless Steel . Optional Beam: flood beam/spot beam . 50000 hours 	10
ILZXR1070		70W		6"	<ul style="list-style-type: none"> . LED Power: 70W . Operating Voltage: 10-60V DC . Waterproof rate: IP 67 . 7pcs*10w high intensity CREE LEDs . Lumen: 4900lm . Optional Color: Black,White . Color Temperature: 6500K . Material: Diecast aluminum housing . Lens material: PC . Mounting Bracket: Stainless Steel . Optional Beam: flood beam/spot beam . 50000 hours 	10
ILXR0560		60W		6"	<ul style="list-style-type: none"> . LED Power: 60W . Operating Voltage: 10-60V DC . Waterproof rate: IP 67 . 12pcs*5w high intensity CREE LEDs . Lumen: 4900lm . Optional Color: Black,White . Color Temperature: 6500K . Material: Diecast aluminum housing . Lens material: PC . Mounting Bracket: Stainless Steel . Optional Beam: flood beam/spot beam . 50000 hours 	10

ILX5101		51W	6"	<ul style="list-style-type: none"> . LED Power: 51W . Operating Voltage: 10-30V DC . Waterproof rate: IP 67 . 17pcs*3w high intensity Epsitar LEDs . lumen: 3315lm . Optional Color: Black,White . Color Temperature: 6500K . Material:Diecast aluminum housing . Lens material:PMMA . Mounting Bracket: Stainless Steel . Optional Beam: 60 / 30 degree . 30000 hours . Size: 160mm*160mm*86mm 	6
ILX0396		96W	9"	<ul style="list-style-type: none"> . LED Power: 96W . Operating Voltage: 10-30V DC . Waterproof rate: IP 67 . 32pcs*3w high intensity cree LEDs . Optional Color: Black,Red . Color Temperature: 6500K . Material:Diecast aluminum housing . Lens material:PMMA . Mounting Bracket: Stainless Steel . Optional Beam: 60 / 30 degree . 30000 hours 	4




LED Headlights

Model	Picture	Parameter	Price/set	Size	MOQ
ILH2530-30W		Item number: H1, H3, H7, H11, 9005, 9006, 880/881, IC: Osram vehicle level chip Power: 30W Input voltage: 8-32V Input current: 2A ±0.7A - 1.6A ±0.7A Luminous flux: 2800 - 3200lm Beam angle: double sided 165° x 2 Life span: >10000 hours Working temperature: -40 - 105°C Thermal methods: double ball bearing fan imported from Japan Color temperature: 3000K, 5500K, 6000K Size of color box: 19.5*13.5*8cm		20 Set/ctn 40*29*45cm	20sets
ILH3040-40W		Item number: H4 /H13 /9004 /9007 (H/L) IC: U.S CREE Grade II Power 40W Input voltage: 8-32V Input current: 2A+/- 0.7A~1.6A+/-0.7A lumen: 3800lm-4500lm life span: >10000 hours Working Temp: -40 - 105°C Cooling: double ball bearing fan imported from Japan		20 Set/ctn 40*29*45cm	20sets



<p>ILHD2530-30w</p>		<p>Input power:25W @ Low Beam 30W @ High Beam Input Voltage : DC12V/24V Luminosity: 2100lm@Low Beam 2500lm@High Beam Life-Span:>30000 hours Color Temp:5000K Main Body: Aluminum (Die-casting) LED Junction Temp:<60°C Cooling Style: Fan Heat sink Built-in</p>		<p>20set/ctn 31*30.5*41.5</p>	<p>20sets</p>
<p>ILHS2530-30w</p>		<p>Input power:30W @ 2100LM Input Voltage : DC12V/24V Life-Span:>30000 hours Color Temp:5000K Main Body: Aluminum (Die-casting) LED Junction Temp:<60°C Cooling Style: Fan Heat sink Built-in</p>		<p>20set/ctn 31*30.5*41.5</p>	<p>20sets</p>
<p>ILTK-OLH60-60W</p>		<p>*Cree LED chips *DC10-30V *High/Low beam *Current draw high beam 3.1Amp@ 12V DC; Low beam 2.5A@ 12V DC *Power 60W *Anti-flicker avail *4000lm@high beam; 2400lm@low beam *Black and chrome avail *Black&Chrome is avail *Die-cast Alu housing *More than 30000hrs life span Application: *6500-7000K temperature *Plug and play *IP67 sealed *Warranty:18 months 1955-1983 Jeep Cj-5, 1976-1986 Jeep Cj-7, 1981-1985 Jeep Cj-8, 1997-2006 Jeep Wrangler(TJ), 2007-2014 Jeep Wrangler(JK) , 1992-2006 HummerH1, 2003-2009 HummerH2, Harley Davidson motorcycle, Mercedes Benz G, Land Rover defender, Truck,4x4 off-road vehicle</p>		<p>8pcs/carton 43x27x55cm</p>	<p>8pcs</p>
<p>ILFTK-OLH40-40W</p>		<p>*Osram+Cree LED chips *DC10-30V *Power 40W *High/Low beam *3200lm@high beam; 2400lm@low beam *Black and chrome avail *Anti-flicker avail *Die-cast Alu housing *Black&Chrome is avail *More than 30000hrs life span *6500-7000K temperature *Plug&play *IP67 sealed *Warranty:18 months Application: 1955-1983 Jeep Cj-5, 1976-1986 Jeep Cj-7, 1981-1985 Jeep Cj-8, 1997-2006 Jeep Wrangler(TJ), 2007-2014 Jeep Wrangler(JK), 1992-2006 HummerH1, 2003-2009 HummerH2, Harley Davidson motorcycle, Mercedes Benz G, Land Rover defender, Truck,4x4 off-road vehicle</p>		<p>8pcs/carton Carton:43x27x55cm</p>	<p>8pcs</p>

ILTK-LF30 - 30W		<p>*Cree LED chips *DC 10-30V *IP67 *Size 4.5" *2Amp@ 12V DC current draw *Power 30W *1440lm *Die-cast alu housing *Black&chrome avail *Temperature 6500-7000K *Warranty:18 months *Effective lumen 1440lm *Life span more than 50000hrs Application: Haley motorcycle Auxiliary Light , Off-road vehicles</p>		2pcs/box,9 sets one carton Carton:45x40x25cm	9sets
ILTK-LF15 - 15W		<p>*Cree LED chips *DC10-30V *Power 30W *1.8Amp@ 12V DC *1440lm *IP67 sealed *Black and chrome avail *Die-cast Alu housing *Black&Chrome is avail *More than 30000hrs life span *6500-7000K temperature *Warranty:18 months Application for below vehicle fog light: 2007-2010 Jeep Wrangler ,2011-2014 Jeep Wrangler, 2009 Dodge journey ,2010-2012 Dodge Journey, 2005-2008 Dodge Magnum, 2006-2010 PT Cruiser, 2011-2012 Jeep Grand Cherokee, 2011-2012 Dodge Charger, 2005 Chrysler 300</p>		2pcs/box,9 sets one carton Carton:45x40x25cm	9sets

Wire Harnesses

Item No.	Picture	Price(pc)
A	 one connector(use for 300w)	
B	 two connectors(each connector less than 75w)	
C	 two connector (each connector more than 75w)	

Car Jump Starters

Item No.	Parameter	Price(set)
ILTK-JS08	<p>Capacity:8800mAh Led life:100000h, cycle life: above 1000 times Support 12V Vehicles emergency start with flash lights for torch and SOS function More than 1000 times charging and discharging cycles Super slim size, unique design and elegant appearance High power polymer cells to support fast charging and low self discharge Compatible working with cell phone,psp,mp3/mp4/mp5,camera,tablet pc etc.</p> 	
ILTK-JS12	<p>Capacity:12000mAh size:160*75*35mm, output voltage at auto start end: 12V Led life:100000h, cycle life: above 1000 times Operating temp:-20°C~80°C Peak Current:400A,start current:200A Charge Mode:CC/CV 15/1A,fully charged time:4 hours Laptop Charging Output:12V/16V/19V=2A/3.5A/3.5A, USB output:5V=2.1A/1A</p> 	
ILTK-JS28	<p>Capacity:28800mAh, cycle life:above 1000 times size:197*85*78mm, OutPUT:12V/10A, 16V/3.5A,19V/3.5A Input:15V/2A, USB output:5V/2.1A Output voltage at auto start end:12V/24V Operating temp:-30°C~80°C Peak Current:1000A,start current:700A Charge Mode:CC/CV 15/1A, Fully charged time: 5 hours Lap top Charging Output:12V/16V/19V=2A/3.5A/3.5A</p> 